Roland

MIDI

MIDI CHANNEL FILTER CONVERTER

MPU-103

SCANNED BY
POLYNOMINAL.COM

■OUTLINE

- The MPU-103 can choose any MIDI channel messages from several channels. And it can change any chosen MIDI Channel number to whatever number you like.

- The MPU-103 can reject all the MIDI messages other than Key On/Off messages. Therefore, even the MIDI devices of an old version or substandard can correctly communicate the Key On/Off messages.

- By using the Rack Mount Adaptor RAD-10 (optional), the MPU-103 can be mounted on the standard 19" rack (EIA-1U) together with another MPU-103, the MPU-104 or MPU-105 etc.

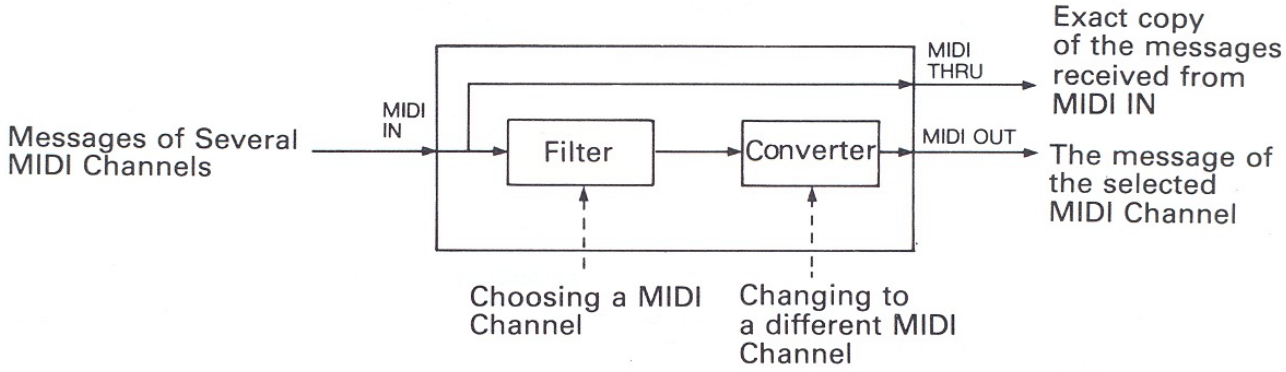

■ PANEL DESCRIPTION

Front Panel

❶ Filter Channel Selector Knob
Use this knob to select the MIDI channel number that includes the messages you wish to use.

❷ Converter Channel Selector Knob
Use this knob to change the channel number you have selected with the Filter Channel Selector Knob ❶ to any number you like.

❻ MIDI Message Indicator

❼ Power Indicator

❺ Power Switch

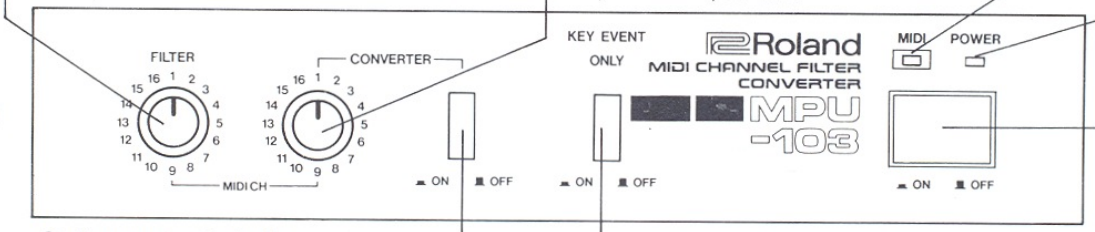

❸ Converter Switch
ON: At this position, the messages will be sent in the channel number you set with the Converter Channel Selector Knob ❷.
OFF: At this position, the messages will be sent in the original channel number.

❹ Key Event Only Switch
ON: At this position, only Key On/Off messages will be selected.
OFF: At this position, the entire messages of the channel you have set at the Filter Channel Selector Knob will be selected.

Rear Panel

❾ MIDI OUT Connector

❶❶ AC Adaptor Jack

❶❿ MIDI THRU Connector

❽ MIDI IN Connector



■CONNECTIONS

1. When using MIDI Sound Modules

(a)

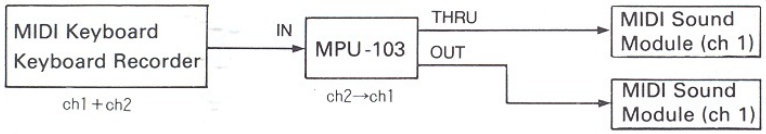

(b)

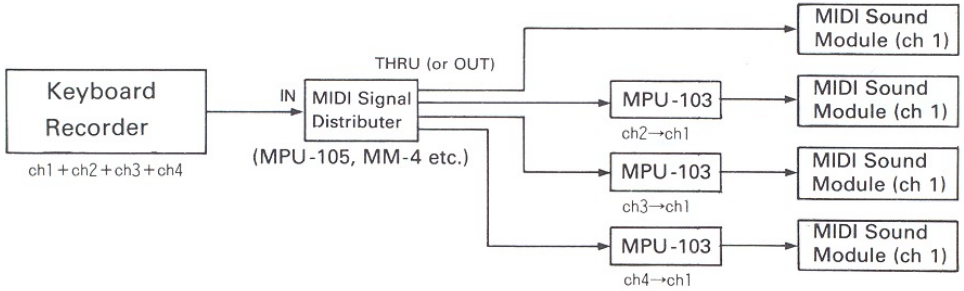

2. When using a MIDI Keyboard

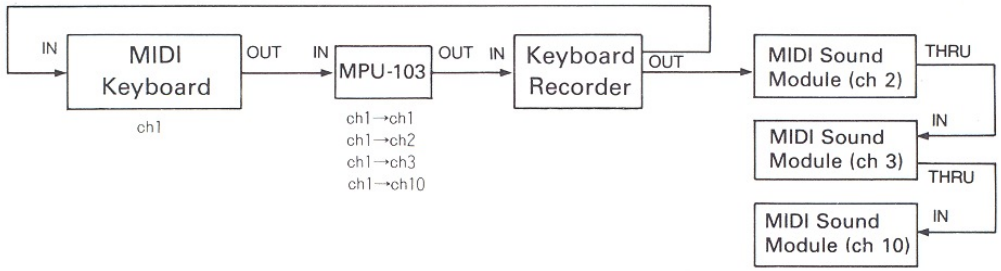

■ OPERATION

Set the Converter Switch ❸ to the ON position, then set each of the Filter Channel Selector ❶ and the Converter Channel Selector ❷ to the necessary positions. (Normally, the Key Event Only Switch ❹ should be set to the OFF position.)

* When the MIDI device of an old version or substandard is used, it may not operate properly. If so, set the Key Event Only Switch ❹ to the ON position. (This does not apply to the case when there are problems in the Key ON/Off messages themselves.)

MIDI Messages other than Key On/Off → Real Time, Exclusive, Channel Mode (All Note Off), After Touch, Program Change, Pitch Bender, Modulation, Hold Pedal etc.

[Cautions]

* Under the following conditions, do not move the position of the knob ❶ or ❷, or the sound module may become out of tune or keep crying.

  a When Hold effect is on

  b When Pitch Bend effect is on

Bescheinigung des Herstellers /Importeurs

Hiermit wird bescheinigt, daß der/die/das

ROLAND MIDI CHANNEL FILTER/CONVERTER MPU-103

(Gerät, Typ Bezeichnung)

in Übereinstimmung mit den Bestimmungen der

Amtsbl. Vfg 1046 / 1984

(Amtsblattverfügung)

funk-entstört ist.

Der Deutschen Bundespost wurde das Inverkehrbringen dieses Gerätes angezeigt und die Berechtigung zur Überprüfung der Serie auf Einhaltung der Bestimmungen eingeräumt.

Roland Corporation Osaka / Japan

Name des Herstellers/Importeurs

■ IMPORTANT NOTES

- Be sure to use the supplied AC Adaptor PSA-120, 220 or 240.
- Power cannot be supplied to the MPU-103 from any of the BOSS· Micro Rack Series.
- Avoid using the unit in excessive heat, humidity or where it may be affected by dust.
- Clean the unit with a dry and soft cloth.
  * Never use solvents such as thinner.

■ SPECIFICATIONS

- **Knobs and Switches**

  Filter Channel Selector Knob
  Converter Channel Selector Knob
  Converter Switch
  Key Event Only Switch
  Power Switch

- **Indicators**

  MIDI Message Indicator
  Power Indicator

- **Jack and Connectors**

  MIDI Connectors (IN, OUT, THRU)
  AC Adaptor Jack

- **Power** 9V DC (AC Adaptor PSA-120, 220 or 240)
- **Current Draw** 200mA (9V DC)
- **Dimensions** 218(W) × 46(H) × 167 (D) mm/
  8 9/16" × 1 13/16" × 6 9/16"
- **Weight** (without AC Adaptor) 930g/2 lb 1oz

■ OPTIONS

MIDI Cable MSC-25 (2.5m), MSC-50 (5m)
EIA Rack Mount Adaptor RAD-10

MPU-103

'85-3-C3-1

Roland